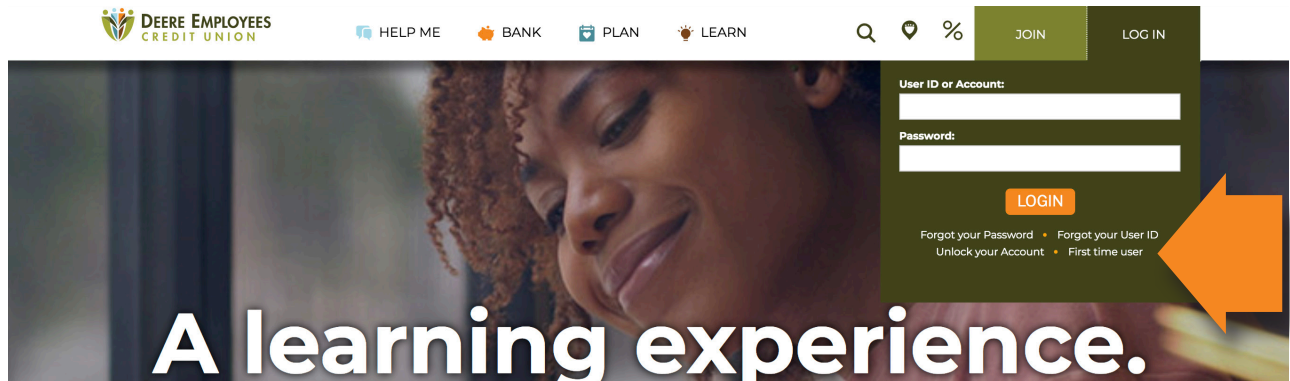


Online Banking Guide

LOGGING INTO DECU ONLINE BANKING FOR THE FIRST TIME?

1. Go to www.deereemployeescu.com
2. Click on Log In box (upper right hand corner) and select first time user.

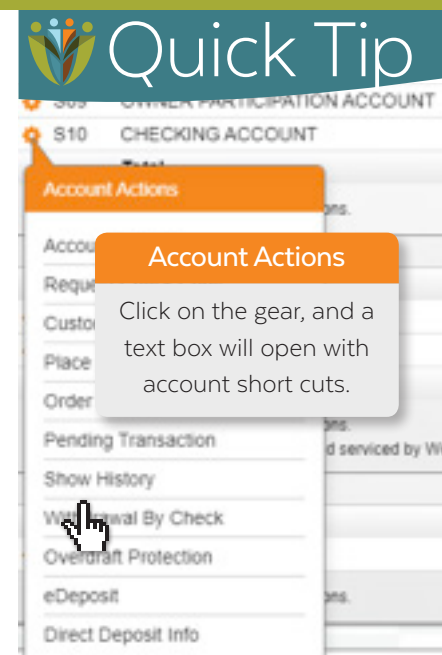


3. Enter your account number in the box provided and a temporary password will be emailed to you.

4. Once you receive your temporary email Login with your account number and temporary password. You will be prompted to change your password and set up security questions.



ONCE YOU ARE LOGGED IN YOU CAN ENJOY THE CONVENIENCES OF ONLINE BANKING:

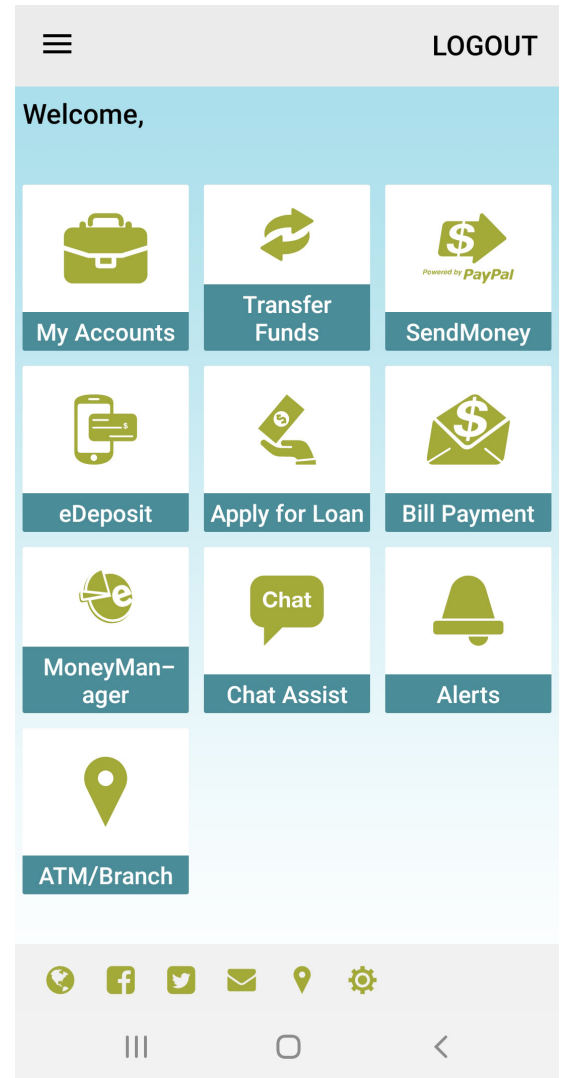
- Access e-Statements
- Apply for an Auto Loan, Mortgage or Visa Credit Card
- Change your contact information
- Check your account balances and history
- Communicate with DECU securely using email or webchat
- Create new share (savings) accounts
- Make loan payments
- Manage and pay your bills using DECU Bill Pay
- Manage your DECU credit cards
- Manage your money and track expenses
- Retrieve tax documents
- Send DECU travel alerts
- Set up Alerts
- Set up overdraft protection
- Skip A Payment on loans
- Transfer money between your shares, DECU accounts and other institutions



Mobile Banking Guide

USING THE DECU MOBILE APP IS EASY AS 1, 2, 3

1. Go to the Play Store
( or )
2. Search and install
“Deere Employees
Credit Union” app.
3. Login using your
account number and
the password you
created for online
banking.



ONCE YOU ARE LOGGED IN YOU CAN ENJOY THE CONVENIENCES OF OUR MOBILE APPLICATION:

- Apply for an Auto Loan, Mortgage or Visa Credit Card
- Check your account balances and history
- Communicate with DECU securely using email or webchat
- Deposit checks using eDeposit
- Find a free ATM with Google map directions
- Manage your money and track expenses
- Pay your bills