

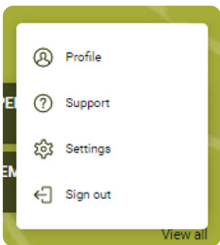
# DIGITAL BANKING



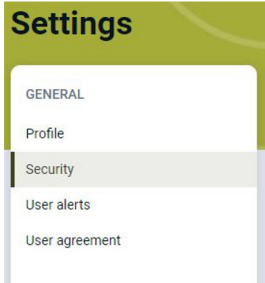
## TWO-FACTOR AUTHENTICATION

You can add two-factor authentication for you and a joint member on your account. This is especially helpful if you have a joint owner on your account and need more than one phone number or email address to receive authentication codes. To receive authentication codes via Voice, Text, Email, Authy, or an Authenticator app:

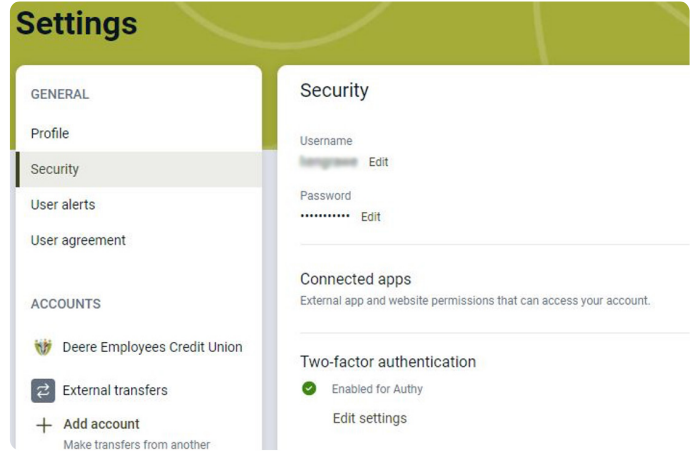
1. Once logged into the Digital Banking, select your account profile and select Settings. (your name in the upper right on a browser or lower left using the Digital Banking app).



2. Next, select **Security**.

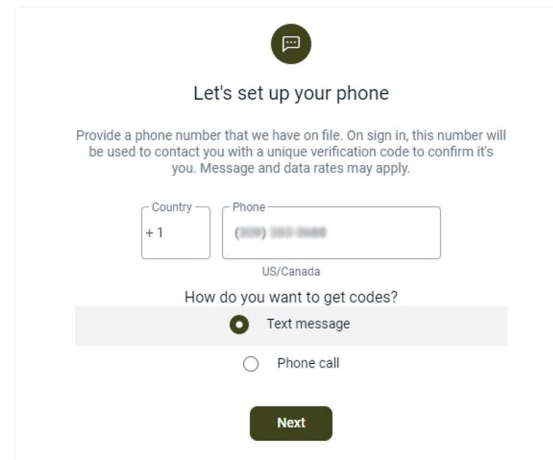
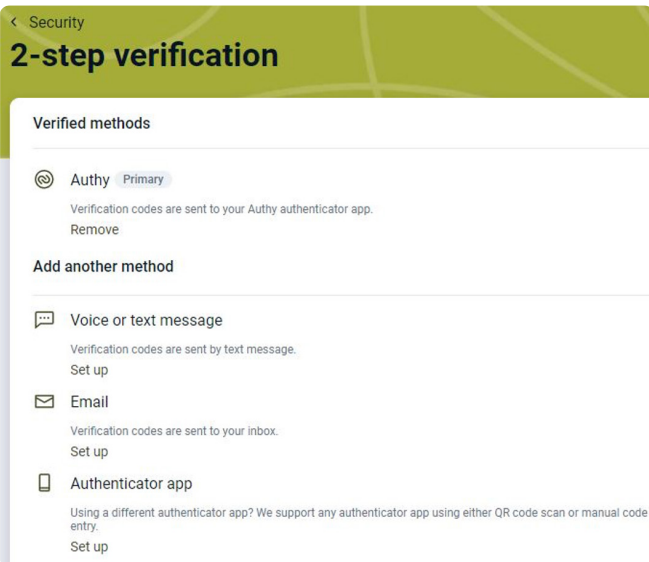


3. In the Two-factor Authentication box, select Edit Settings and a 2-step verification box will appear.



4. Below **Add another method**, make your selection **Voice or text**, **Email** or **set-up Authenticator app**.

6. If selecting Voice or text, you will enter a phone number leaving +1 in the country code. Select Voice or text.



6. A code will be sent to your device. **Enter code received** and then select **verify**. You're all set.

7. Next you will see multiple verification methods and you'll select a primary method to receive codes.

8. Next time verification is needed you will be given options.

